

## BATTERY PREPARATION

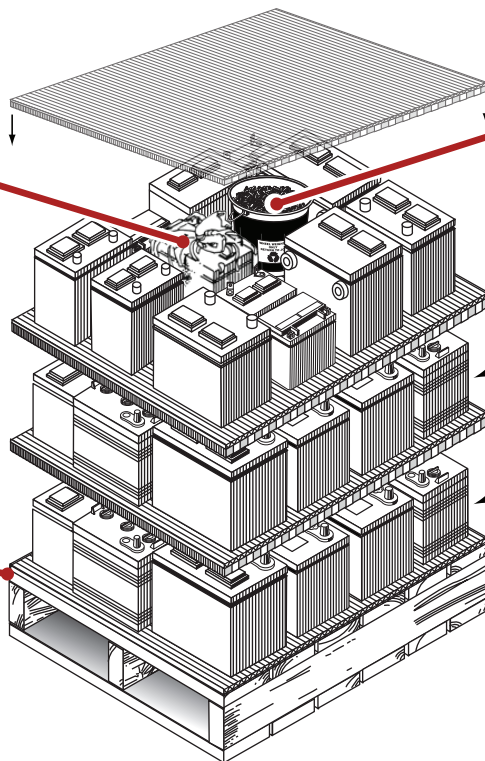
### How to Properly Stack Used Batteries on Pallets



Damaged batteries that are not visibly leaking electrolyte should be placed in strong poly bags and properly closed with an adjustable plastic tie and secured.



Make sure no batteries are overhanging



Cover wheel weight buckets with shrink wrap and place on top layer in the middle of the pallet.

Honeycomb cardboard

Batteries

Honeycomb cardboard

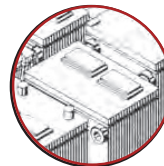
Batteries

Thin cardboard

Pallet

**CORRECT**

**WRONG**

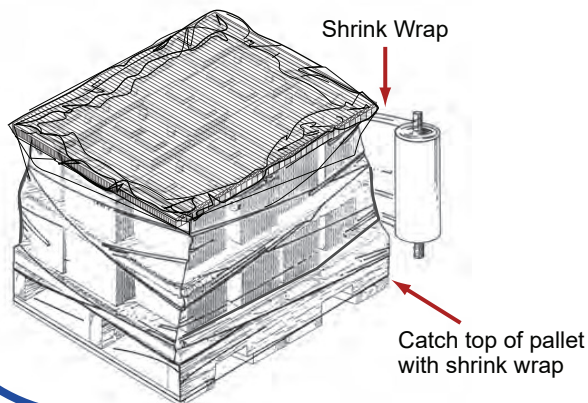


NOTE: Add top layer of batteries after shrink wrapping bottom 2 layers

WARNING: Arrange batteries so terminals do not touch. Terminals touching may cause a short and/or fire!

### STEP 1

- Load batteries 2 layers high, then shrink wrap
- Wrap tightly 3 or 4 times around, making sure to catch top of pallet to help anchor load



### STEP 2

- Load third layer, place cardboard on top, then shrink wrap entire load
- Wrap tightly 3 or 4 times around overlapping bottom layers

